


# Frequency Mixer WIDE BAND

## ZX05-43MH+

Level 13 (LO Power +13 dBm) 824 to 4200 MHz



### Maximum Ratings

Operating Temperature	-40°C to 85°C
Storage Temperature	-55°C to 100°C
RF Power	50mW

Permanent damage may occur if any of these limits are exceeded.

### Coaxial Connections

LO	2
RF	3
IF	1

### Features

- wide bandwidth, 824 to 4200 MHz
- low conversion loss, 6.1 dB typ.
- excellent L-R isolation, 35 dB typ.
- rugged construction
- small size
- useable as up and down converter
- protected by US patents, 6,790,049 and 7,027,795

### Applications

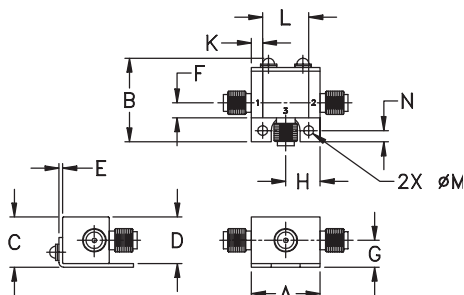
- cellular
- defense and weather radar
- defense communications
- PCN
- WCDMA
- WIFI
- blue tooth
- VSAT
- ISM

CASE STYLE: FL905

Connectors	Model
SMA	ZX05-43MH-S+

**+RoHS Compliant**  
The +Suffix identifies RoHS Compliance. See our web site for RoHS Compliance methodologies and qualifications

### Outline Drawing



### Outline Dimensions (inch/mm)

A	B	C	D	E	F	G
.74	.90	.54	.50	.04	.16	.29
18.80	22.86	13.72	12.70	1.02	4.06	7.37
H	J	K	L	M	N	wt
.37	--	.122	.496	.106	.122	grams
9.40	--	3.10	12.60	2.69	3.10	20.0

### Electrical Specifications

FREQUENCY (MHz)	CONVERSION LOSS* (dB)	LO-RF ISOLATION (dB)		LO-IF ISOLATION (dB)		IP3 at center band (dBm)
		Typ.	Min.	Typ.	Min.	
824-4200	DC-1500					
824-2500		6.3	0.1	37	28	20
2500-4200		5.7	0.1	30	22	22

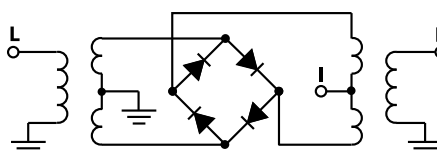
1 dB COMPRL.: +9 dBm typ.

\* Conversion loss at 30 MHz IF.  $\sigma$  is a measure of repeatability from unit to unit.

### Typical Performance Data

Frequency (MHz)	Conversion Loss (dB)	Isolation L-R (dB)	Isolation L-I (dB)	VSWR RF Port (:1)	VSWR LO Port (:1)
810.00	840.00	7.06	38.11	2.08	8.55
1010.00	1040.00	6.43	43.16	2.83	2.44
1210.00	1240.00	5.83	41.09	3.45	1.27
1410.00	1440.00	5.82	34.44	3.53	1.16
1610.00	1640.00	5.70	33.13	3.12	1.61
1810.00	1840.00	6.00	35.10	3.21	1.77
2010.00	2040.00	5.93	33.76	3.28	1.62
2210.00	2240.00	5.94	34.33	3.33	1.85
2410.00	2440.00	5.12	31.89	2.18	2.27
2610.00	2640.00	5.44	31.05	2.43	2.37
2810.00	2840.00	5.15	29.56	1.88	1.72
3010.00	3040.00	4.63	27.17	1.70	1.64
3210.00	3240.00	4.96	25.87	1.92	1.37
3410.00	3440.00	5.46	25.97	2.11	1.34
3610.00	3640.00	6.47	24.80	3.34	1.88
3810.00	3840.00	6.88	25.65	3.76	2.58
4010.00	4040.00	7.75	26.66	5.03	3.83
4110.00	4140.00	7.74	26.80	5.14	4.62
4150.00	4180.00	7.92	26.85	5.44	4.84
4210.00	4240.00	7.83	26.88	5.07	5.28

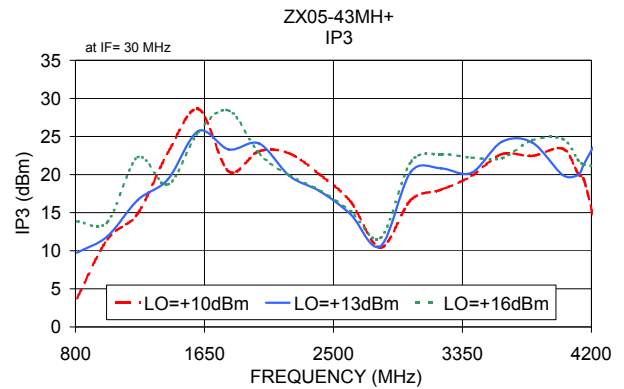
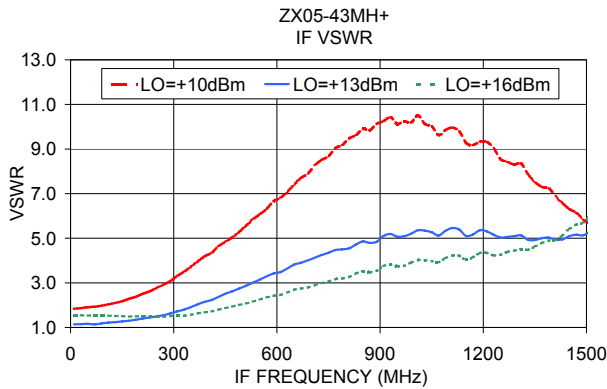
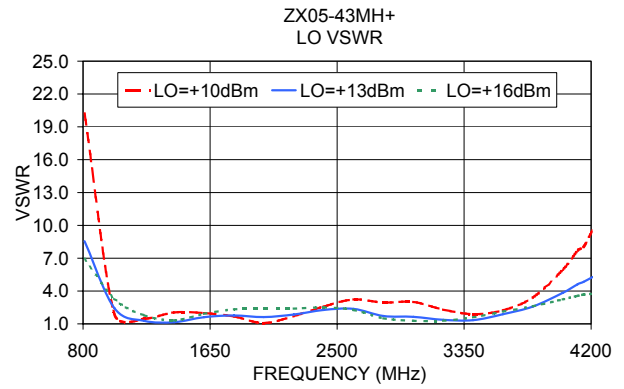
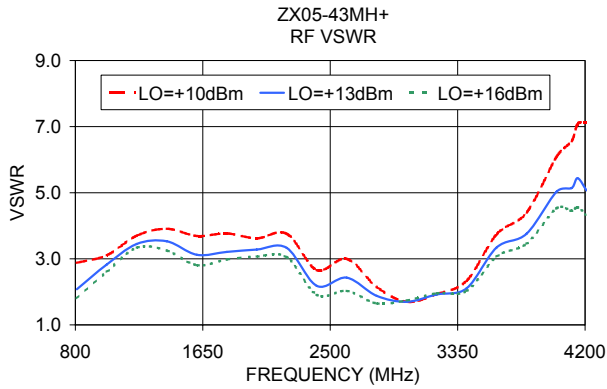
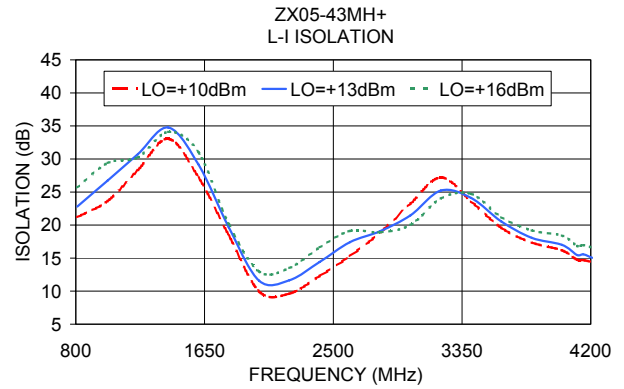
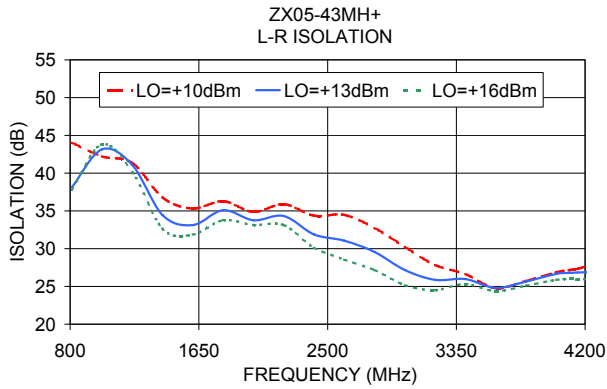
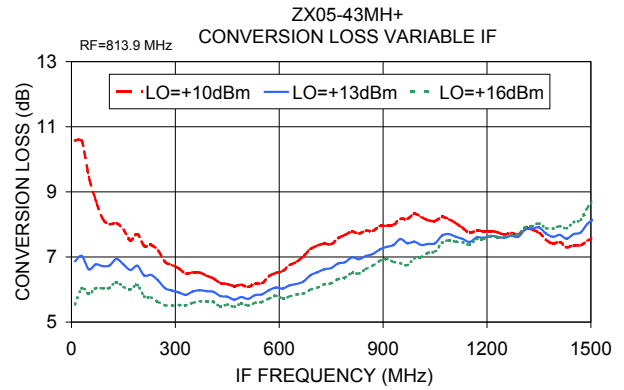
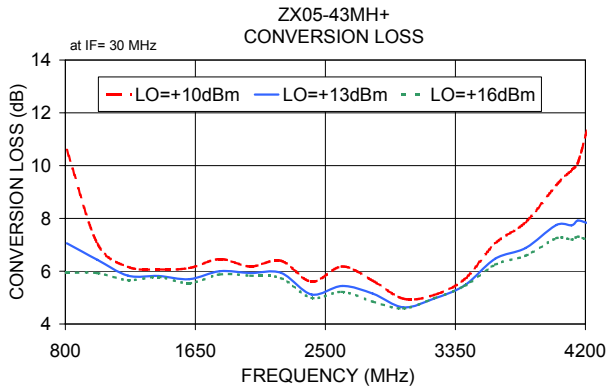
### Electrical Schematic



### Notes

- Performance and quality attributes and conditions not expressly stated in this specification document are intended to be excluded and do not form a part of this specification document.
- Electrical specifications and performance data contained in this specification document are based on Mini-Circuit's applicable established test performance criteria and measurement instructions.
- The parts covered by this specification document are subject to Mini-Circuits standard limited warranty and terms and conditions (collectively, "Standard Terms"); Purchasers of this part are entitled to the rights and benefits contained therein. For a full statement of the Standard Terms and the exclusive rights and remedies thereunder, please visit Mini-Circuits' website at [www.minicircuits.com/MCLStore/terms.jsp](http://www.minicircuits.com/MCLStore/terms.jsp)





**Notes**

- A. Performance and quality attributes and conditions not expressly stated in this specification document are intended to be excluded and do not form a part of this specification document.
- B. Electrical specifications and performance data contained in this specification document are based on Mini-Circuit's applicable established test performance criteria and measurement instructions.
- C. The parts covered by this specification document are subject to Mini-Circuits standard limited warranty and terms and conditions (collectively, "Standard Terms"); Purchasers of this part are entitled to the rights and benefits contained therein. For a full statement of the Standard Terms and the exclusive rights and remedies thereunder, please visit Mini-Circuits' website at [www.minicircuits.com/MCLStore/terms.jsp](http://www.minicircuits.com/MCLStore/terms.jsp)

